

# Child Care Challenges Facing Families in Livingston and Washtenaw Counties

Economic development officials, child care providers, and other community members in Livingston and Washtenaw Counties have joined forces to better understand how the cost and availability of child care affect families in the region. **The information presented below details findings from secondary research and a survey completed by 340 families and caregivers during summer 2023.**

## ACCESS TO CARE

# 59%

Of surveyed families seeking child care **do not have care** that meets their needs

# 7.5 times

More **children under five** than licensed child care slots

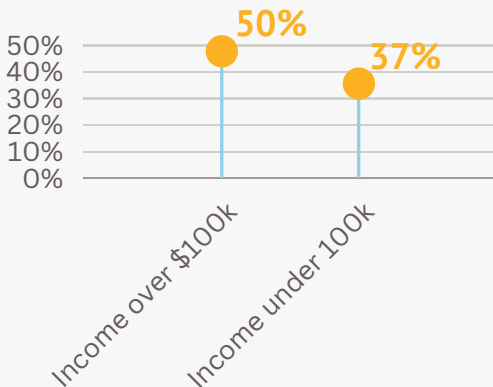
*Areas in and around Ypsilanti, Pinckney, and the townships north of Howell have some of the largest gaps in the region for toddlers.*

### Top four barriers keeping families from accessing the care they need

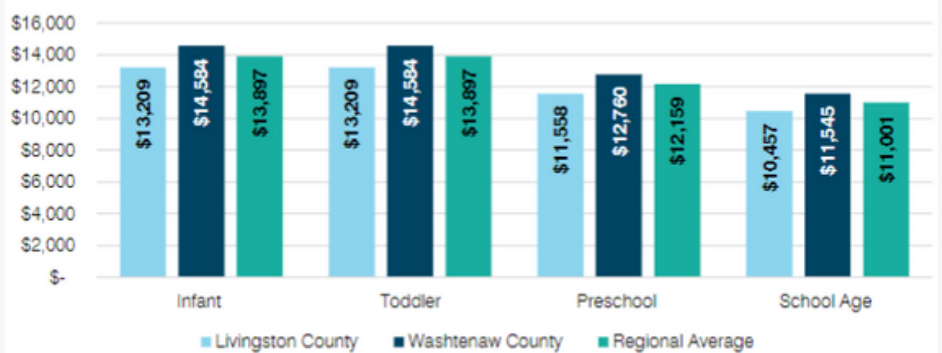
1. Cost of care
2. Lack of available backup care
3. Lack of open spots
4. Finding care that matches work schedule



### Respondents with lower incomes are less likely to have child care that meets their needs



### Center-based child care costs families more than \$10,000 per child per year



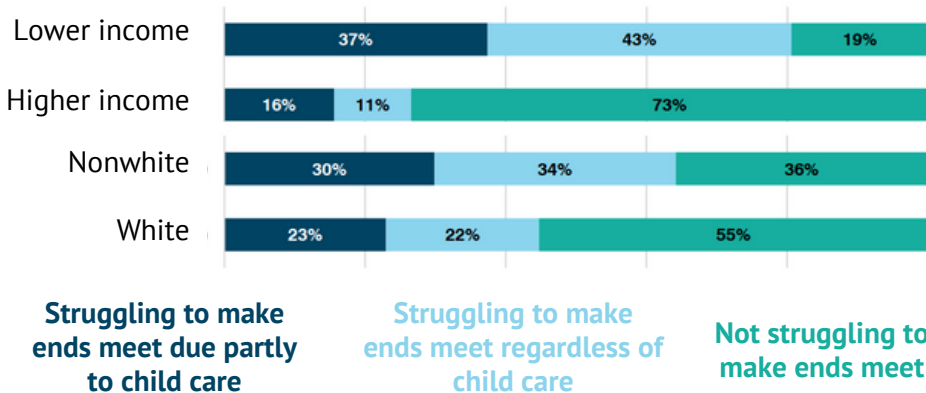
# Child Care Challenges Facing Families in Livingston and Washtenaw Counties

## IMPACT ON OUR COMMUNITY

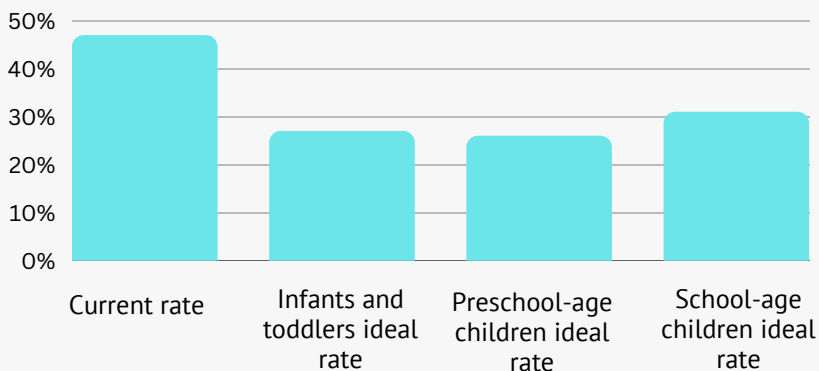
# 49%

Of surveyed families are *struggling to make ends meet*, often due to not having care that meets their needs

Nonwhite survey respondents and respondents with lower incomes are more likely to be struggling to make ends meet



Parents are having to provide their own care at higher rates than they would in their ideal situation



Parents having to provide their own care impacts local employers



85 percent of respondents said they experienced employment challenges (e.g., attendance, productivity, forced to resign) due to unmet child care needs

“

My daycare has struggled to return to its pre-COVID hours, so while we love the program, it is hard to make it work with our work schedules because they are not open for the hours of a full typical work day, including time to/from work.

—Local family

”

